



GT
GRAN TURISMO 2™
THE REAL DRIVING SIMULATOR

POLYPHONY™
DIGITAL

SONY



PlayStation®

<http://www.replacementdocs.com>

711719878223

CONTENTS

THE HISTORY OF "GRAN TURISMO"	2
GAME CONTROLS	4
GETTING STARTED	10
ARCADE MODE	12
SIMULATION MODE	18
REPLAY THEATER	28
OPTIONS	32
CREDITS	36

The game screens used in this manual are all from development versions of the game. There may be slight differences from actual game screens.

© 1999 Sony Computer Entertainment Inc.



THE HISTORY OF "GRAN TURISMO"

The term "Gran Turismo" is a direct Italian translation of "Grand Touring". Although it is applied to a class of automobiles today, it predates the automobile by a considerable amount of time. In England, as far back as the 17th Century, Peers of the Realm and members of wealthy families would go on long trips to travel the European continent. The journey was called the "Grand Tour", and it was an expected part of a young gentleman's education. The Grand Tour could last for several years, and was made by horse-drawn coach. Major Continental cities, including Paris, and historic landmarks were stops on the route. The very final destination was always Rome, the center for European art and culture since the Renaissance. There participants would socialize with their peers and scholars, and enroll in courses of academic study to pursue a classical education.


The carriages used for the Grand Tour acquired the name "Gran Turismo" in Italian. When automobiles replaced horse-drawn carriages as the conveyance of choice for Grand Tour participants in the early Twentieth Century, a certain type became popular. It was a fast and light two-seater, but more comfortable and well-appointed than a pure sports car. The genre reached its peak after World War II, when limited-production and specially-constructed two-seaters became popular with members of royalty, wealthy sportsmen, and movie stars. Many of these cars were raced, and the production car category in European racing became known as Gran Turismo, Grand Touring, or just plain GT. Regulations required two-seat interiors, spare tires, and luggage capacity, and, in the 1950s at least, GT-class racers could be and were driven to the track, raced, and driven home. Production-based racing classes are still known as "GT" classes in many racing series today.

MENU CONTROLS 6
DUAL SHOCK™ ANALOG CONTROLLER 6
STANDARD CONTROLLER 6

RACING CONTROLS 7
DUAL SHOCK ANALOG CONTROLLER 7
STANDARD CONTROLLER 7

REPLAY CONTROLS 8
DUAL SHOCK ANALOG CONTROLLER 8
STANDARD CONTROLLER 8

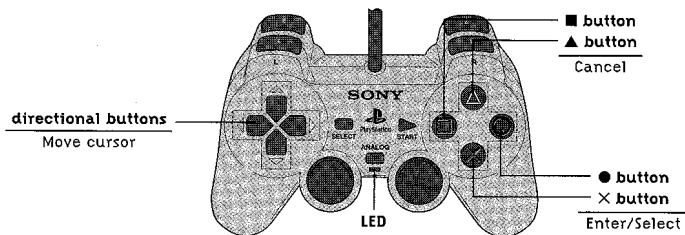
GETTING STARTED 10
RACE SCREEN 11



MENU CONTROLS

DUAL SHOCK ANALOG CONTROLLER


With a DUAL SHOCK analog controller, the same menu controls are used for both analog mode (with the LED on) and digital mode (with the LED off).



STANDARD CONTROLLER

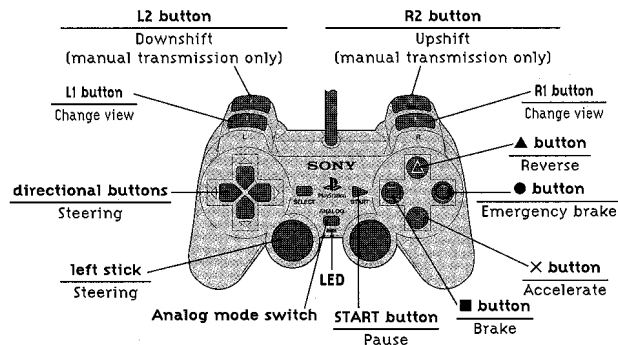
The standard controller uses the same button controls as the DUAL SHOCK analog controller.

NOTE: The same button controls are used on all menus.



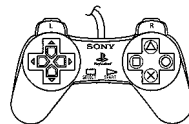
RACING CONTROLS

The controls shown on this page are the default settings, which you can change from the Options menu.



DUAL SHOCK ANALOG CONTROLLER

The DUAL SHOCK analog controller provides vibration feedback in certain situations and permits fine steering control using the left stick. Regardless of whether the LED is on or off, the vibration function is turned on or off in the Options menu. To use the left stick, set the controller to analog mode (with the LED on). In digital mode (with the LED off), the controls are the same when using a standard controller.



STANDARD CONTROLLER

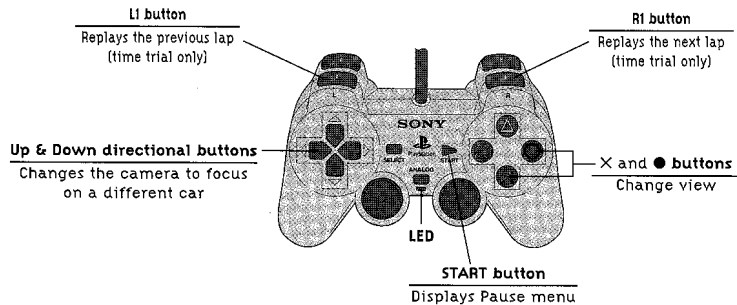
Except for steering, the standard controller uses the same button controls as the DUAL SHOCK analog controller. The standard controller has no vibration function and steering is controlled with the directional buttons.

REPLAY CONTROLS



You can enjoy race replays at the end of a race or by playing back saved replay data.

DUAL SHOCK ANALOG CONTROLLER

The replay controls used with the DUAL SHOCK analog controller are the same whether the controller is in analog mode (with the LED on) or in digital mode (with the LED off).

**STANDARD CONTROLLER**

The standard controller uses the same controls as the DUAL SHOCK analog controller.



GETTING STARTED

Gran Turismo 2 comes as a 2-disc CD-ROM set. Disc 1 is for the Arcade Mode. Disc 2 is for the Simulation Mode.

Load the correct disc for the mode you want to play into the PlayStation game console and turn on the power. After the opening movie plays, the Main Menu will appear. If a MEMORY CARD containing a saved game is present in MEMORY CARD slot 1, the game will be loaded automatically.

ARCADE MODE

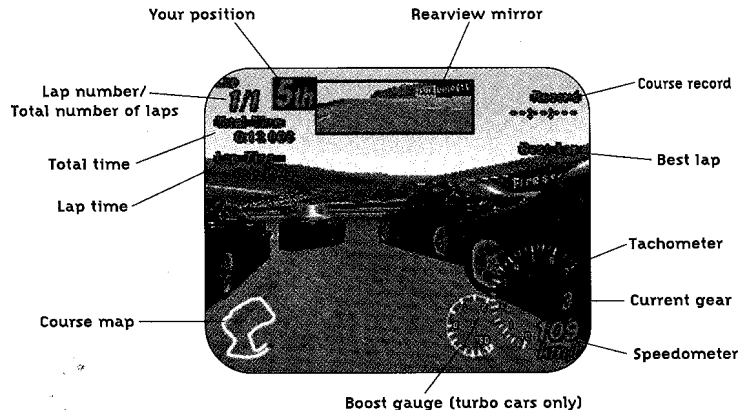
Arcade Mode offers immediate, realistic racing for one or two players. You can use the arcade cars as well as cars that have been purchased and modified in Simulation Mode.

**SIMULATION MODE**


Simulation Mode offers a realistic simulation of racing life for one player only. You can enter races, win prize money and use the money to buy and modify even more awesome cars.

**RACE SCREEN**

Various types of information are displayed on the race screen. The screen may differ slightly depending on the race or car.



MAIN MENU	14
START ARCADE MODE	14
REPLAY THEATER	14
OPTIONS	14
SAVE/LOAD GAME	14
COMMUNICATION	14
 ARCADE MODE MENU	15
SINGLE PLAYER	15
TWO PLAYER BATTLE	15
BONUS ITEMS	15
LOAD GUEST GARAGE	15
 HOW TO PLAY	16



MAIN MENU

Insert the Arcade Mode disc and turn on the power to display the Main Menu. The following menu items can be selected from the Main Menu.

START ARCADE MODE

This starts the Arcade Mode.

REPLAY THEATER

Play and manage replay data.

OPTIONS

Change various game settings.

SAVE GAME

Saves game data (4 blocks). Select the slot containing the MEMORY CARD in which you want to save your game. Saving a game saves all of the Arcade Mode, Simulation Mode and Options settings simultaneously. Only one game can be saved onto each MEMORY CARD.

**LOAD GAME**

Loads game data (4 blocks). Select the slot containing the MEMORY CARD with the game you want to load.

Loading a game loads all of the Arcade Mode, Simulation Mode and Options settings simultaneously. Only one game can be saved onto each MEMORY CARD.

COMMUNICATION

Use Communication to combine time records or buy and sell cars between two MEMORY CARDS. Insert the MEMORY CARDS containing saves in MEMORY CARD slots 1 and 2.

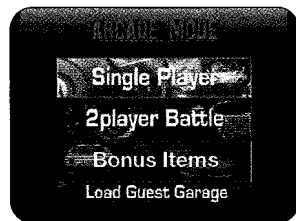
**ARCADE MODE MENU**

On the Arcade Mode Menu you can choose from the following modes.

SINGLE PLAYER

This is a racing mode for a single player.

- **ROAD RACE:** This is a road race held on paved roads.
- **RALLY:** This is a rally time trial held on unpaved roads.
- **TIME TRIAL:** In Time Trial mode, you race your car around the course alone, aiming to achieve the fastest lap time. It is also possible to display "ghost" data stored on a MEMORY CARD.
- **OPTIONS:** The Options menu lets you adjust various game settings

**2 PLAYER BATTLE**

In this mode, two players race against each other head to head. Both players select their own cars on a split screen. After both cars are selected, Player 1 selects the course and the race begins. The race takes place on a split screen.

**BONUS ITEMS**

As you progress through the Single Player Races, you will unlock the bonus items hidden on this screen behind the question marks.

LOAD GUEST GARAGE

This option loads Simulation Mode GARAGE data from MEMORY CARD slot 1 or 2 for Two-player racing. This data is used only for Two-player racing so it does not change the game in progress.



HOW TO PLAY

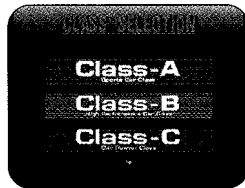
Racing in the Arcade Mode is generally as follows, but the sequence may differ slightly depending on the race mode.

SELECT A DIFFICULTY LEVEL

Select a difficulty level for the upcoming race.

SELECT A CLASS

Select the class of the race you want to enter. Only cars qualified for that class can enter the race. If you select HOME GARAGE, the cars in the Simulation Mode GARAGE on the MEMORY CARD will be displayed. The GARAGE cars will be entered in races corresponding to the class of each car. You can load your friends HOME GARAGE data by selecting "LOAD GUEST GARAGE."

**SELECT YOUR CAR**


Select the car to use.

Use the (LEFT/RIGHT) directional buttons to select a car model and the (UP/DOWN) directional buttons to select the color. You cannot change the color of cars in the GARAGE.

After selecting a car, select the type of transmission (Automatic/Manual) and the car settings (Racing/Drift).

SELECT A COURSE

Use the LEFT/RIGHT directional buttons to select the course you want to race. The screen shows the course map and the best lap times for each course.

**RACE/TIME TRIAL**

The race starts once you select the course. You always start this race from the last position. Press the START button to pause your race, and select Exit to end the race.

AFTER A RACE/TIME TRIAL

Once a race is over, a replay will start.

When the replay is over or the START button is pressed during a replay, the following menu appears. Certain menu items may not appear depending on the race mode.



- **REPLAY:** Replay the most recent race.
- **TRY AGAIN:** Run the same race again with the same settings and conditions.
- **SETTINGS...(TIME TRIAL AND RALLY ONLY):** Change the settings for cars.
- **RECORDS:** View record times for each course.
- **GHOST...(TIME TRIAL AND RALLY ONLY):** View "ghost" data menus.
- **SAVE REPLAY:** Save replay data for the race just completed.
- **OPTIONS:** This menu lets you change various game settings.
- **EXIT:** Return to the Arcade Mode Menu.

MAIN MENU 20

HOW TO PLAY IN SIMULATION MODE ... 21

MAP MENU 22


MY HOME 23

MANUFACTURERS 24

LICENSE 25

GO RACE 26

CAR SETTINGS 27



MAIN MENU

Insert the Simulation Mode disc and turn on the power to display the Main Menu. The following menu items can be selected from the Main Menu.

START SIMULATION MODE

This starts Simulation Mode.

REPLAY THEATER

Play and manage replay data.

OPTIONS

Change various game settings.

SAVE GAME

Saves game data (4 blocks). Select the MEMORY CARD in which you want to save your game. Saving a game saves all of the Arcade Mode, Simulation Mode and Option settings simultaneously. Only one game can be saved on each MEMORY CARD.



LOAD GAME

Loads game data (4 blocks). Select the slot containing the MEMORY CARD with the game you want to load.

Loading a game loads all of the Arcade Mode, Simulation Mode and Option settings simultaneously. Only one game can be saved on each MEMORY CARD.

COMMUNICATION

Use Communication to combine time records or buy and sell cars between two MEMORY CARDS. Insert the MEMORY CARDS containing games in both MEMORY CARD slots 1 and 2. You can also load license data from the original "Gran Turismo" game to exempt you from taking the license tests.



HOW TO PLAY IN SIMULATION MODE

In Simulation Mode, your objective is to collect prize money by winning races and then use that money to upgrade to better, faster cars in order to win more advanced races.


PURCHASING A CAR

You can buy a car from any of a large number of manufacturers. If your funds are limited, try looking at used cars.



GETTING A LICENSE

You need a racing license to enter most races. Once you have taken and passed all pre-set tests within that class, you will be issued a license.



RACING

Different races are held for drivers of various skill levels and types of cars. Good results in a race will win you prize money.



MAP MENU

Upon starting Simulation Mode the Map Menu is displayed. Move the arrow cursor to select one of the icons on the map. The following menu items can be selected from the Map Menu.



CITY

Moves to a city where manufacturers are located.



EXIT

Returns to the Simulation Mode main menu.



MY HOME

Here you check on the cars you own, change cars or check your progress in the game.



MANUFACTURERS

Here you can buy new or used cars or upgrade parts. You can also enter special races for cars of a single make.



WHEEL SHOP

Here you can buy rims for your car. Select a brand to display a list of the wheels you can buy.



LICENSE

Here you can obtain licenses required to enter races.



GO RACE

Here you can enter any of the various types of races.



MACHINE TEST

Here you can race a test course to check your car's performance and determine its limits.



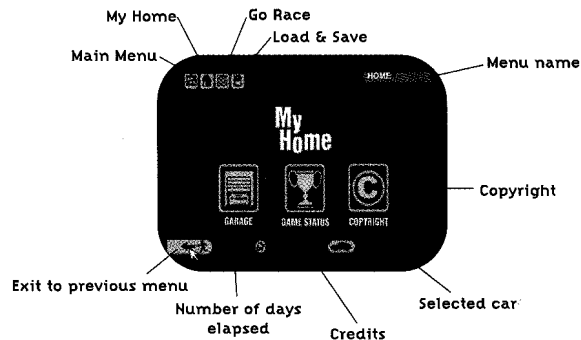
CAR WASH

Your car gets dirty in races, so here you can wash and detail your car.



MY HOME

Here you check on the cars you own, change cars or check your progress in the game. The icons appearing around the edge of the screen have the following meanings. The same icons appear on each menu.



The following items can be selected from My Home.



GARAGE

View the cars you own in order to choose one from a list for the next race. From the list of cars, you can switch to that car or sell that car.



GAME STATUS

Check your progress in the game.



COPYRIGHT

Displays various copyright notices and other legal information.

MANUFACTURERS

From the Manufacturers menu, you can buy new or used cars or upgrade parts. You can also enter special races for cars of a single make. The following items can be selected from the Manufacturers menu. The items available on this menu vary depending on the manufacturer.



NEW/LINEUP

Purchase a new car. Select the desired car from a list and choose a body color.



USED CAR

Purchase a used car. Select the desired car from a list. You cannot change the body color of a used car.

The used car inventory changes regularly, so it is a good idea to check back here often.



TUNE-UP SHOP

The Tune-Up Shop offers a variety of parts and services you can buy to upgrade your car's performance. Some parts have settings that can be adjusted.



SPECIAL MODEL

You can purchase specially tuned, authentic racing cars on this menu. The prices are exorbitant, but these high-performance vehicles outperform the mass-production models.




RACE

Here you can enter special races for cars made by the selected manufacturer. You must select a car that matches specific conditions in order to enter.



LICENSE

Obtain the licenses required to enter races from the License menu. You must pass a license test to obtain a license. If you pass the license test, you will be given a gold, silver or bronze cup depending on your test score. The types of licenses are listed below, and you must obtain them in order.



NOTE: In the menu you can insert a MEMORY CARD containing a saved "Gran Turismo" game in order to be exempted from taking a test for a license you've already obtained.



B CLASS

This license requires a mastery of basic automobile operation, and is the first license you must obtain.



A CLASS

Obtaining the A Class license expands the range of races you can enter.



INTERNATIONAL C CLASS

This license requires mastery of more competitive racing techniques and lets you enter international races.



INTERNATIONAL B CLASS

This license lets you enter major races.



INTERNATIONAL A CLASS

Obtaining an International A Class license lets you enter any race.



GO RACE

From the GO RACE menu, you can enter various races. Each race has specific conditions for entry such as the driver's license and car class. You can select one of the following race categories when choosing a race to enter.

GT LEAGUE

This is the official Gran Turismo championship league which holds races for drivers of various skill levels in different countries.

RALLY EVENTS

These are special-event races held on unpaved roads.

SPECIAL EVENTS

These special-event races include endurance races and races limited to specific models.

Once you have selected the race to enter, the following menu appears.



Start Race

Select this item to start the race. You always start this race from the last position. Press the START button to pause the race, and select Exit to end the race.

Test Run

Select this item to make a test run. To end your test run, press the START button to pause your race and select Exit.

Car Settings

You can change or adjust the parts of the currently selected car.

Entry List

Displays a list of the cars entered in the same race.

Options

This menu lets you change game settings.

Exit

Abort the race and exit to the Map Menu.



CAR SETTINGS

You can change or adjust the parts of the currently selected car. The following items can be selected.

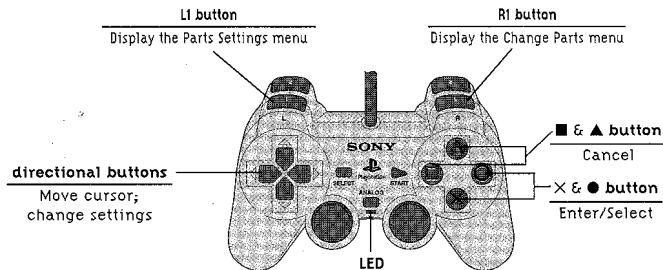
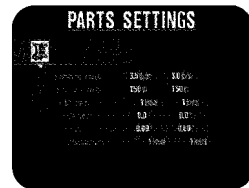

CHANGE PARTS

Replace car parts.


PARTS SETTINGS

Change the settings of parts.

The controls used on the Change Parts and Settings screens are as follows.



REPLAY THEATER	30
LOAD REPLAY	30
RENAME & DELETE	30
COPY REPLAY	30
DEMONSTRATION	30
ABOUT REPLAY FILES	31



REPLAY THEATER

The Replay Theater menu presents options related to replay data stored on MEMORY CARDS. The following menu items can be selected.

LOAD REPLAY

Play race replays by loading files from a MEMORY CARD.

RENAME & DELETE

Change the title of a file or delete data.

COPY REPLAY

Copy replay data between MEMORY CARDS in slots 1 and 2.

DEMONSTRATION

Play pre-programmed racing replays.

REPLAY THEATER

Load Replay ...

Rename & Delete ...

Copy Replay ...

Demonstrations ...

ABOUT REPLAY FILES

The size of the replay files is indicated in units of sectors. The size of a file is roughly 30 sectors per lap in a race using a DUAL SHOCK analog controller, and roughly 15 sectors per lap when using a digital controller.


Only one replay file can be created on a MEMORY CARD and that file can accommodate as much replay data as the MEMORY CARD's capacity allows. If there are no pre-existing replay files on the MEMORY CARD, the game will create a new replay file using at least 3 blocks. 149 sectors of data can be saved with a 3 block replay file.

When saving replay data to a MEMORY CARD that already has a replay file on it, you can save as new data or overwrite existing data. If there is insufficient space on the MEMORY CARD, press the L1 and R1 buttons at the same time to bring up the Delete Replay screen, then delete unneeded data to make room for the new data to be saved.

The Time Trial replay data is managed by each lap. Approximately the last three laps of the replay are saved. However, if one lap exceeds a certain length of time, the replay for the current lap will stop and the replay will skip to the start of the next lap.

When you race in Time Trial mode, the fastest lap is replayed as a "ghost" on the following laps. You can save "ghost" data on a replay file but "ghost" data can only be used on the same track in which the data was saved.

OPTIONS	34
GLOBAL OPTIONS	34
RACE OPTIONS	35
KEY CONFIGURATION	35



OPTIONS

The Options menu lets you change various game settings. Select the setting you want to change from the following screens.

GLOBAL OPTIONS**VIEW STATUS**

Camera Position	View at the start of a race
Chase view	Type of third person view
Course Map	Course map display
Replay Info	Screen display during a replay
View Angle	Width of view of the race screen

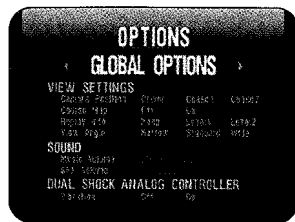
SOUND

Music Volume	Volume of music during a race
SFX Volume	Volume of sound effects

DUAL SHOCK ANALOG CONTROLLER

Vibration	Vibration function on DUAL SHOCK analog controllers
-----------	---

Note: You can change the units on the Speed Display between MPH and KPH.

**RACE OPTIONS****ARCADE RACE**

Race Laps	Change various race settings in Single Player mode.
Car Damage	Number of laps in a race
	Enable or disable damage to cars

2 PLAYER BATTLE


Race Laps	Change various settings in 2 Player Battle.
Car Damage	Number of laps in a race
Tire Damage	Enable or disable damage to cars
Handicap Start	Enable or disable damage to tires
Slow Car Boost	Select an Offset Start point that will handicap a car's starting position
	Speed up the losing player's car

KEY CONFIGURATION

This screen lets you change the controls used in a race. Use the UP/DOWN directional buttons to select the control to be changed and then press the button you wish to set to that control. If you wish to set a directional button as a control button, press the directional button while holding down the START button.

Select Default to return to the default settings, or select Exit to end settings.

GAME CREDITS	37
MANUFACTURERS	42
IN-GAME BRANDS	46
MUSIC CREDITS	50



GAME CREDITS

SONY COMPUTER ENTERTAINMENT INC.

Developed and Produced by

Producer

Main Programmer

Simulation Programmer

Visual & GUI Programmer

Car Modeling Director

Course Design Director

Sound Director

Car Modeling Staff

Course Design Staff

Data Management

Tool Programmer

Polyphony Digital Inc.

Kazunori Yamauchi

Seiichi Ikiuo

Akihiko Tan

Takeshi Yokouchi

Yuichi Matsumoto

Masaaki Goto

Masamichi Seki

Yuich Matsumoto

Keiichi Ashizawa

Hajime Sakai

Yukari Sekizawa

Masaaki Goto

Kazumichi Otsubo

Sanae Ebihara

Michiko Kitagawa

Hiroshi Samatsu

Shinobu Sawamura

Takako Hirato

Hiroataka Komiyama

Tomokazu Murase

Mayumi Suzuki

Takeshi Yokouchi

Satoshi Kijima

Nobuo Sakai

GAME CREDITS (continued)

Menu Design	Hiroshi Kanzaki Takuya Izumi
Game Design	Kazunori Yamauchi Takeshi Yokouchi Hirotaka Komiyama Tomokazu Murase
FMV	Takamasa Shichisawa Masaaki Goto Ryuji Nakayama Yasuharu Yoshizawa Raphael digit & studio
Sound Design	Masamichi Seki Shingo Okumura Daiki Kasho Kentaro Nakagoshi
Menu Screen Music	Isamu Ohira
Assistant to the Producer	Mayumi Suzuki
Business Affairs	Ryukatsu Son Miki Shinagawa
Overseas Coordination	Yoshiko Furusawa Miki Okai Maya Nakamura

SONY COMPUTER ENTERTAINMENT AMERICA

Producer	Taku Imasaki
Product Marketing Manager	Susan Nourai
Product Marketing Specialist	Mark Valledor
Creative Services Manager	Ronald Zaragoza
Senior Merchandising Manager	Peggy Gallagher
Merchandising Specialist	Josh Bingham
Public Relations Manager	Wendy Spander
Lead Analyst	Kenneth Chan
Assistant Lead Analysts	Ben Briones Christian Arends Christian Davis Trenton Haskins
Game Analysts	Armand Pilotin Charles Yang Conner Morlang Daniel Goh Demarlo King Eduardo Zamora Garrick Ozanne Ian McGuinness Lee Frohman Michael Chang Ryan Guevera Sean Refoua
Technical Coordinator	Sam Thompson
QA Manager	Charles DeLay Chris Caprio
Technical Supervisor	Chang F. Fadel

GAME CREDITS (continued)**Translation & Localization**

Yoshiteru Sagiya (Y's LLC)
Helen Tsui-Brunton
Alan Siegrist
Bruce Talbot

Reference Manual Text & In-Game Scriptwriter

Carey Russ

Package & Manual Design

CMB Design Partners, Inc.

Package Front Design

TBWA Chiat/Day

Legal & Business Affairs

Kirsten Costello
Shelly Gayner
Kerry Hopkins
Lisa Lunger
Ninalei Morrison
Andrew Zaffron

Music Supervisors

The Forster Bros. for Tuff Break Entertainment

Special Thanks to the SCEA Marketing Team

Andrew Adams, Janeen Anderson, Donna Armentor, Shelley Ashitomi, Ami Blaire, Kurtis Buckmaster, Lori Chase, Ed DeMasi, John Diamonon, Aimee Duell, Emily Franks, Andrew House, Stephanie Iwamasa, Cindy Johnson, Jennifer Jones, Chuck Lacson, Marie Macaspac, Colin Maclean, Kirsten Merit, Letha Moore, Dayton Paiva, Quinn Pham, Eileen Rodriguez, Maggie Rojas, Sarai Sequeria, Sharon Shapiro, Molly Smith, Heather Stroock, Jamie Tica, Nemer Velasquez, Michelle Vercelli, Marilyn Weyant, Kim Yuen

And More Thank You's

Bruce Adams, Frank Adams, Peter Alau, Ron Allen, Gary Barth, Walt Boeninger, Al Burtoni, Stephen Cassatt, Bo Cheadle, Chris Colon, Norman Duncan, Niki Frederick, Gil Garcia, Jerry Gentile, Alexia Gentry, Peter George, Gil Giffix, Tom Griffiths, Joseph Graziano, Kaz Hirai, Mitch House, Tony Huntimer, Michael Janis, Fred Jenkins, Bill Kocisko, Thomas Kokezas, John LeGate, Brad Maur, Michael McMillin, Scott G. Michaels, Henry Nakata, Jr., Glenn Nash, Greg Off, Frank O'Malley, Terry Page, Mario J. Panichelli, Jeff Midkiff, Craig Rechenmacher, Jeff Regan, Cole Reif, Keith Richards, Debra Robins, Peter Serino, Joseph E. Selva III, Nick Silva, Matt Small, Cody Spinadel, Joni Toney, Allan Tremain, TBWA Chiat/Day, Jack Tretton, Lynda Vaitai, Robert Vawter, Brian Wiklem, David Wilson, Dave Winding, Eric Winding, Mark Winding, Mitchell Wolk, Toney Wong, Sal Zammitti

Special Thanks to our Automotive Industry Partners

JoAnne McKenzie (Ford), Anthony Biondo (Equity Management Inc. for General Motors), Lisa Shamus, Lee Sanft (Chrysler, Dodge, Plymouth), Richard Kottle, Gary Patterson (Shelby), Eimer Hardy, Masayuki Satoh, Bruce Garfield (Honda North America), Gerald Wiegert, Andy Harrison (Vector Automotive Corp.), Pierre Schreiber (Dreca), Michael Rachuy, Ron Johnson (Saleen), Daniel Krueger, Judy Varley (Laguna Seca Raceway), Annette Musson (Sears Point Raceway), Michael Johnson (Skip Barber Racing School), Reeves Callaway (Callaway Companies), Michael Erne (BMW), Bruce, Pamela & Ryan Kamada (Bandimere Speedway)

MANUFACTURERS

- **ALFA ROMEO:** Alfa Romeo, Fiat, Lancia, emblems and body designs are trademarks and/or other intellectual property of Fiat Auto S.p.A and are used under license to Sony Computer Entertainment.
- **ASTON MARTIN:** The trademarks Aston Martin, DB6, V8 Vantage, DB7 Volante, DB7 Coupe are the property of ASTON MARTIN LAGONDA LIMITED and are used under license to Sony Computer Entertainment.
- **AUDI:** Audi, Audi logos, emblems and body designs are trademarks and/or other intellectual property of Audi AG and are used under license by Sony Computer Entertainment.
- **BMW:** The BMW logo, the BMW wordmark and the BMW model designations are trademarks of BMW AG and are used under license.
- **CHRYSLER, DODGE & PLYMOUTH:** The marks, Dodge and Plymouth, including emblems and body designs of associated vehicles are trademarks and tradenames of the DaimlerChrysler Corporation and are used under license to Sony Computer Entertainment.
- **CITROEN:** Citroen, Saxo, Xsara, Xantia, Saxo F2 kit car, Citroen Sport and Citroen Chevron logo, emblems and body designs are trademarks and/or other intellectual property of Citroen Automobiles and are used under license by Sony Computer Entertainment.
- **DAIHATSU:** Daihatsu, Mira, Move, Opti, Storia, Terios Kid and Midget II names, emblems and body designs are trademarks and/or intellectual property rights of Daihatsu Motor Co., Ltd. and used under license to Sony Computer Entertainment.
- **D.R.S.:** D.R.S. is a trademark of D.R.S. Co., LTD. and used under license to Sony Computer Entertainment.
- **FORD:** FORD TRADEMARKS USED UNDER LICENSE FROM FORD MOTOR COMPANY.
- **GENERAL MOTORS:** Chevrolet, Chevy, Camaro, Corvette, Chevrolet "Bow Tie" Emblem, and "Genuine Chevrolet" are trademarks of Chevrolet Motor Division; GM Corporation, and used under license to SCEA Inc.
- **HKS:** HKS name and emblem are trademarks and/or other intellectual properties of HKS Co., Ltd. and used under license to Sony Computer Entertainment.

- **HONDA:** Beat, Life, Logo and Z names, emblems and body designs are trademarks of Honda Motor Co., Ltd. and used under license to Sony Computer Entertainment.
Honda, Acura, Accord, NSX, Civic, Prelude, Integra Type R, VTEC, CR-X, Del-Sol, Honda S2000 emblems, body designs are trademarks of American Honda Motor Co., Inc. and used under license to Sony Computer Entertainment.
- **JAGUAR:** The word "Jaguar", the leaping cat device and the characters "XK8", "XKR", "XJ8", "XJR", "XK180" and "XJ220" are the trademarks of Jaguar Cars Ltd, England and are used under license.
- **LISTER:** "Lister" the Lister emblem and "Storm" are trademarks, the body design is the intellectual property of Lister Cars Limited all used under license to Sony Computer Entertainment.
- **LOTUS:** Lotus, Elan, Elise, Esprit and associated logos, emblems and body designs are trademarks and/or other intellectual property of Group Lotus Limited and are used under license to Sony Computer Entertainment Europe.
- **MAZDA:** Mazda, MazdaSpeed, 323, 323F, 323 Protegé, Cosmo, Demio, MX-5 Miata, RX-7 and AZ-1 names, emblems and body designs are trademarks and/or other intellectual properties of Mazda Motor Corporation and used under license to Sony Computer Entertainment.
- **MERCEDES-BENZ:** Daimler Chrysler, Three Pointed Star in a Ring and Mercedes-Benz are trademarks of and licensed courtesy of Daimler Chrysler AG and are used under license to Sony Computer Entertainment.
- **MINE'S:** MiNe'S name and emblem are trademarks and/or other intellectual properties of MINE'S WAVE CO., LTD. and used under license to Sony Computer Entertainment.
- **MITSUBISHI:** Mitsubishi, Eclipse, FTO, Galant, 3000GT, Lancer, Mirage, Legnum, Pajero Mini, and Minica names, emblems and body designs are trademarks and/or intellectual property rights of Mitsubishi Motors Corporation and used under license to Sony Computer Entertainment.
- **MUGEN:** Mugen name and emblems are trademarks of MUGEN Co., Ltd. and used under license to Sony Computer Entertainment.
- **NISMO:** Nismo name and emblem are trademarks of Nissan Motorsports International Co., Ltd. and used under license to Sony Computer Entertainment.
- **NISSAN:** Nissan name and emblem are trademarks and/or intellectual property rights of Nissan Motor Co., Ltd. and used under license to Sony Computer Entertainment. All Nissan cars contained in this video game are used under license to Sony Computer Entertainment.

MANUFACTURERS (continued)

- **PEUGEOT:** Peugeot trademarks and logo and body designs are the intellectual property of Automobiles Peugeot and are used under license to Sony Computer Entertainment.
- **RALLIART:** Ralliart name and emblem are trademarks of Ralliart Inc. and used under license to Sony Computer Entertainment.
- **ROVER:** Mini, Mini Cooper and the Mini shape are trademarks of the Rover Group Limited used under license by Sony Computer Entertainment; MGF and the MGF shape are trademarks of the British Motor Heritage Limited and Rover Group Limited and are used under license by Sony Computer Entertainment.
- **RUF:** Ruf, BTR, RCT, CTR 2, Turbo R emblems and Ruf body styling equipment are trademarks and/or intellectual property of Ruf Vertrieb GmbH and used under license to Sony Computer Entertainment.
- **SHELBY:** SHELBY GT-350, SHELBY GT-500, SHELBY COBRA COUPE, SHELBY COBRA 427 S/C and SHELBY SERIES 1 are registered trademarks of CARROLL Shelby Licensing, Inc. COBRA and the COBRA Snake design are registered trademarks used by CARROLL Shelby Licensing, Inc. under a worldwide exclusive license for Shelby automobiles. The shape of the 427 S/C, Coup, and Series 1 vehicles is the proprietary trademark property of CARROLL Shelby Licensing, Inc.
- **SPOON:** SPOON and SPOON SPORTS name and emblems are trademarks and/or other intellectual properties of SPOON Co., Ltd. and used under license to Sony Computer Entertainment.
- **SUBARU:** Subaru, Alcyone, Forester, Impreza, Legacy, REX, STi, SVX and Vivio names, emblems and body designs are trademarks of Fuji Heavy Industries Ltd. and used under license to Sony Computer Entertainment.
- **SUZUKI:** Suzuki, Suzuki Sport, Alto works, Cervo mode, Capcino, Wagon R, Kei, Cultus and Escudo names, emblems and body designs are trademarks and/or other intellectual property rights of Suzuki Motor Corporation and used under license to Sony Computer Entertainment. Any racing models of Suzuki cars, as appearing in this game cannot be purchased from Suzuki dealers. Suzuki Motor Corporation does not manufacture or sell this game product.
- **TOM'S:** TOM'S and Angel T01 names, emblems and body design are trademarks and/or intellectual properties of Tom's Co., Ltd. and used under license to Sony Computer Entertainment.

- **TOMMY KAIRA:** Tommy Kaira, ZZ, Z211, and Z311 names, emblems and body designs are trademarks and/or other intellectual properties of Tomita Yumekoujyo Co., Ltd. and used under license to Sony Computer Entertainment.
- **TOYOTA:** Toyota, Lexus, Altezza, Aristo, Caldina, Celica, Chaser, Corolla Levin, Corona Exiv, Mark II, MR2, MR-S, Prius, Soarer, Sprinter Trueno, Starlet, Supra and Vitz names, emblems and body designs are trademarks of Toyota Motor Corporation and used under license to Sony Computer Entertainment.
- **TRD:** TRD name and emblem are trademarks and/or other intellectual properties of Toyota Technocraft Co., Ltd. and used under license to Sony Computer Entertainment.
- **TVR:** TVR, Cerbera, Chimaera, Griffith, Speed 12 and Tuscan 6 and body designs are trademarks and/or other intellectual property of TVR Engineering Limited and are used under license to Sony Computer Entertainment.
- **VAUXHALL/OPEL:** Corsa, Astra, Vectra, emblems and body designs are trademarks and/or intellectual property rights of Vauxhall/Opel and/or General Motors Corporation and used under license to Sony Computer Entertainment.
- **VECTOR AEROMOTIVE:** The Vector M12 is a trademark of Vector Aeromotive and used under license to Sony Computer Entertainment.
- **VECTOR/AUQUAJET:** The Wiegert Vector W8 Twin Turbo is the property of Gerald Wiegert and Avtech Motors Corporation and is used under license by Sony Computer Entertainment.
- **VENTURI:** The Venturi emblem and trademark is the property of Venturi Paris SA as are the designs and trademarks of the Atlantique, Atlantique 300 and 400 GT which are used under license to Sony Computer Entertainment.
- **VOLKSWAGEN:** Volkswagen trademarks, logo and body designs are the intellectual property of Volkswagen AG and are used under license to Sony Computer Entertainment.

NOTE: Cars included in this game may be different from the actual cars in shapes, colors, and performance. And remember, when driving a car in real life, always use your turn signal, wear your seatbelt and be a safe driver!

IN-GAME BRANDS

- **ALITALIA:** "Alitalia" is a trademark and is used with permission from Alitalia Linee Aeree Italiane S.p.A.
- **ARAI:** ARAI HELMET name and emblem are trademarks and/or other intellectual properties of Arai Helmet, Ltd. and used under license to Sony Computer Entertainment.
- **AUTOBACS:** AUTOBACS name and emblems are trademarks and/or other intellectual properties of AUTOBACS SEVEN CO., LTD. and used under license to Sony Computer Entertainment.
- **BBS:** "BBS" is a trademark and is used with permission from BBS-Kraftfahrzeugtechnik AG.
- **BOSCH:** ©Robert Bosch Corporation 1999. Bosch is a trademark licensed by Robert Bosch GmbH, Germany.
- **BP:** The BP IN SHIELD is a trademark and is used with permission from BP AMOCO p.l.c.
- **BREMBO:** "Brembo" is a trademark and is used with permission from Brembo S.p.A.
- **BRIDGESTONE/FIRESTONE:** The FIRESTONE and FIRESTONE RACING trademarks are trademarks of Bridgestone/Firestone, Inc. or its subsidiaries, and are used herein with permission.
- **BRIDGESTONE/POTENZA:** BRIDGESTONE and POTENZA names, emblems and wheel designs are trademarks and/or other intellectual properties of Bridgestone Corporation and used under license to Sony Computer Entertainment.
- **CALSONIC:** CALSONIC name and emblems are trademarks and/or other intellectual properties of CALSONIC CORP. and used under license to Sony Computer Entertainment.
- **CASTROL:** Castrol and the Castrol logo are trademarks of Castrol Limited.
- **DENSO:** DENSO name and emblem are trademarks and/or other intellectual properties of DENSO CORPORATION and used under license to Sony Computer Entertainment.
- **DUNLOP:** DUNLOP name, emblems and wheel designs are trademarks and/or other intellectual properties of Sumitomo Rubber Industries, Ltd. and used under license to Sony Computer Entertainment.
- **ELF:** Elf logo licensed by Elf Aquitaine
- **ENKEI:** ENKEI name, emblems and wheel designs are trademarks and/or other intellectual properties of Enkei Automotive Ltd. and Enbishi Aluminum Wheels Ltd. and used under license to Sony Computer Entertainment.

- **ESSO/EXXON:** The following are trademarks of Exxon Corporation: Exxon, Superflo.
- **FALKEN:** FALKEN name, logos and wheel designs are trademarks and/or other intellectual properties of THE OHTSU TIRE & RUBBER CO., LTD. and used under license to Sony Computer Entertainment.
- **THE GOODYEAR TIRE & RUBBER CO.:** Trademark of The Goodyear Tire & Rubber Company. Used with permission.
- **GT ASSOCIATION:** All JGTC cars featured in this game are used under license from GT Association to Sony Computer Entertainment.
- **GULF:** Trademarks used under license from Chevron U.S.A. Inc. Gulf Canada trademark is used in Canada, the United Kingdom and Ireland under license from Gulf Canada Resources Limited.
- **KENWOOD:** KENWOOD name and emblem are trademarks and/or other intellectual properties of Kenwood Corporation and used under license to Sony Computer Entertainment.
- **LAGUNA SECA RACEWAY:** Laguna Seca Raceway's name, logo, image and likeness are trademarks and traddress of the Sports Car Racing Association of the Monterey Peninsula and are used under license to Sony Computer Entertainment.
- **MAGNETI MARELLI:** Magneti Marelli is a trademark and is used with permission from Magneti Marelli S.p.A.
- **MASTERFIT:** Masterfit is a trademark and is used with permission from Vauxhall Motors Limited.
- **MICHELIN:** "Michelin" and the Tire Man Device (called Bebandum) are trademarks and are used with permission from Societe de Technologie Michelin & Michelin North America Inc.
- **MOBIL OIL CORP:** Mobil Oil trademarks used under license from Mobil Oil Corporation.
- **MOMO/BREED:** "Momo" is a trademark and is used with permission from Momo S.p.A. and Breed Technologies Inc.
- **MOTUL:** "MOTUL" is a trademark and is used with permission from MOTUL.
- **NIPPON MITSUBISHI OIL:** NIPPON MITSUBISHI OIL, NIPPON OIL and MITSUBISHI OIL names and emblems are trademarks and/or other intellectual properties of Nippon Mitsubishi Oil Corporation and used under license to Sony Computer Entertainment.

IN-GAME BRANDS (continued)

- **ORECA:** Oreca is a trademark of Oreca used under license to Sony Computer Entertainment.
- **OZ:** "OZ Racing" is a trademark and is used with permission from O.Z. S.p.A.
- **PENNZOIL PRODUCTS CO.:** Pennzoil® and Quaker State® are registered trademarks of Pennzoil-Quaker State Company.
- **PIKES PEAK INTERNATIONAL HILL CLIMB RACE:** Pikes Peak International Hill Climb Race™ and © Pikes Peak International Hill Climb. Use with permission.
- **PPG INDUSTRIES:** The PPG name and logo are trademarks of PPG Industries. COPYRIGHT © 1996-1999 PPG Industries.
- **PUMA:** "PUMA" is a trademark and is used with permission from PUMA AG Rudolf Dassler Sport
- **RAYS:** RAYS, RAYS ENGINEERING, VOLK RACING, VOLK RACING WHEEL and FORGED MAG names, emblems and wheel designs are trademarks and/or other intellectual properties of RAYS COMPANY LIMITED and used under license to Sony Computer Entertainment.
- **RED LINE SYNTHETIC OIL CORP.:** Red Line TM and Copyright ©1999 Red Line Synthetic Oil Corporation.
- **SALEEN:** Saleen is a registered trademark of Saleen, Inc. used under license to Sony Computer Entertainment.
- **SEIKO:** SEIKO name and logo are trademarks and/or other intellectual properties of Seiko Corporation and used under license to Sony Computer Entertainment. The timing data used in the game is generated by Sony Computer Entertainment using its own method and not by Seiko Corporation.
- **SHELL OIL CO.:** The SHELL trademarks used herein are licensed property owned by Shell Oil Company, Houston Texas.
- **SPEEDLINE:** "Speedline Course" and "Speedline" are trademarks and are used with the permission of Speedline S.r.L
- **TELEFONICA:** "Movistar" is a trademark and is used with permission from Telefónica Servicios Móviles S.A.
- **TEXACO INC.:** Texaco trademarks are used by permission of Texaco Refining and Marketing Inc.



- **TOMICA:** TOMICA name and logos are trademarks and/or other intellectual properties of TOMY COMPANY, Ltd. and used under license to Sony Computer Entertainment.
- **TOTAL:** "TOTAL" is a trademark and is used with permission.
- **TRAMPIO:** TRAMPIO and TOYO TIRE names and emblems are trademarks and/or other intellectual properties of Toyo Tire & Rubber Co., Ltd. and used under license to Sony Computer Entertainment.
- **THE VALVOLINE CO.:** V® and Valvoline® registered trademarks. Used with permission from the Valvoline Company, a division of Ashland, Inc.
- **VODAFONE:** The Vodafone brand is used with permission from Vodafone Limited.
- **XANAVI:** Xanavi name and emblems are trademarks and/or other intellectual properties of Xanavi Informatics Corporation and used under license to Sony Computer Entertainment.
- **YOKOHAMA/ADVAN:** YOKOHAMA and ADVAN names, emblems and wheel designs are trademarks and/or other intellectual properties of the Yokohama Rubber Co., Ltd. and used under license to Sony Computer Entertainment.



MUSIC CREDITS

- "Cold Rock the Mic"
Performed by Apollo Four Forty
courtesy of Sony Music Entertainment (UK) Ltd.
by arrangement with Sony Music New Media Licensing
The URL address is www.APOLLO440.com
Words and Music by NOKO, TREVOR GRAY, HOWARD GRAY, IAN NOXLEY, PAUL COLBOURNE
© 1999 Reverb America Music Administered by Universal-Songs of Polygram International, Inc./
BMI 100.00%
International Rights Secured. Not for broadcast transmission. All rights reserved. DO NOT DUPLICATE.
- "Where It's At"
Performed by Beck
Courtesy of DGC Records
Under License from Universal Music Special Markets
Words and Music by BECK HANSEN, JOHN KING and MICHAEL SIMPSON
© MCA Music Publishing, a Division of Universal Studios, Inc./ASCAP 33.34%
International Rights Secured. Not for broadcast transmission. All rights reserved. DO NOT DUPLICATE.
- "My Favorite Game"
Performed by The Cardigans
Courtesy of Stockholm Records
Under License from Universal Music Special Markets
Words and Music by PETER SVENSON, NINA PERSSON
© 1999 Universal-Songs of Polygram International, Inc./BMI 100.00%
International Rights Secured. Not for broadcast transmission. All rights reserved. DO NOT DUPLICATE.
- "Now Is The Time" (Millennium Mix)
The Crystal Method
Produced and written by Ken Jordan and Scott Kirkland
Published by EMI Virgin Music, Inc., Harder Faster Music (ASCAP), EMI Virgin Songs, Inc. and
Drug Money Music BMI
All rights controlled and administered by EMI Virgin Music, Inc. and EMI Virgin Song, Inc.

- "Hey Man, Nice Shot"
Performed by Filter Produced Under License from Warner Bros. Records Inc.
By arrangement with Warner Special Products
Written by Richard Patrick
Published by EMI BLACKWOOD MUSIC INC. and BUDDY DOIWER PUBLISHING.
All Rights Controlled and Administered by EMI BLACKWOOD MUSIC INC.
- "My Hero"
Performed by Foo Fighters.
Produced by Gil Norton. Recorded by Bradley Cook. Mixed by Chris Sheldon.
Foo Fighters appear courtesy of Roswell Records.
Written by Dave Grohl, Pat Smear and Nate Mendel
Published by M.J. Twelve Music, Flying Earform Music and Ruthensmear Music All Rights for M.J.
Twelve Music and flying Earform Music Controlled and Administered by EMI Virgin Songs, Inc. (BMI)
All Rights for Ruthensmear Music Controlled and Administered by Bug Music, Inc. (BMI)
- "I Think I'm Paranoid"
Written, Produced and Performed By Garbage
©1998 Irving Music, Inc./Vibecrusher Music (BMI)
Almo Music Corp./Deadarm Music (ASCAP)
International Rights Secured. Not for broadcast transmission. ALL rights reserved. DO NOT DUPLICATE.
(p) 1998 Almo Sounds, Inc.
Garbage appears courtesy of Almo Sounds, Inc./Mushroom Records UK, Ltd.
- Gearwhore "Accelerator"
Written by Brian Natonski
Published by Fatal Data (ASCAP)
Produced by Gearwhore
Timing: 5:17
P & C 1998 Astralwerks Records, Inc.
Licensed Courtesy of Astralwerks Records
Taken from the full length album "Drive"
Visit www.astralwerks.com



MUSIC CREDITS (continued)

- "Dragula"
(Rob Zombie, Scott Humphrey)
©1998 WB MUSIC CORP. (ASCAP), DEMONOID DELUXE MUSIC (ASCAP) & GIMME BACK MY PUBLISHING (ASCAP) ADMINISTERED BY BUG MUSIC, INC. ALL RIGHTS ON BEHALF OF DEMONOID DELUXE MUSIC (ASCAP) ADMINISTERED BY WB MUSIC CORP. (ASCAP)
ALL RIGHTS RESERVED. USED BY PERMISSION.
"Dragula Remix"
Performed by Rob Zombie courtesy of Geffen Records
Under license from Universal Music Special Markets

- "Super Bon Bon"
Performed by Soul Coughing Produced Under License from Warner Bros. Records Inc. By arrangement with Warner Special Products (Mark Degliantoni, Michael Doughty, Yuval Gabay, Sebastian Steinberg)
©1996 WB MUSIC CORP (ASCAP) & PUBLISHED BY OUR PAL DOLORES (ASCAP) ALL RIGHTS ON BEHALF OF PUBLISHED BY OUR PAL DOLORES (ASCAP) ADMINISTERED BY WB MUSIC CORP. (ASCAP) ALL RIGHTS RESERVED. USED BY PERMISSION.

- "Sex Type Thing"
performed by Stone Temple Pilots. Produced Under License from Atlantic Recording Corp. By arrangement with Warner Special Products
By Scott Weiland, Dean De Leo, Robert De Leo and Eric Kretz. Published by EMI Virgin Music, Inc. and Floated Music

WARNING: It is a violation of Federal copyright law to synchronize this GAME with video tape or film, or to print this GAME in the form of standard music notation without the express written permission of the copyright owner.